































**Uminonakamichi Seaside Park Parking Lot Congestion forecast calendar September**

Monday	Tuesday	Wednesday	Thursday	Friday	Saturday	Sunday
				1	2	3
						
				normal	congestion	congestion
4	5	6	7	8	9	10
						
normal	normal	normal	normal	jammed	congestion	congestion
11	12	13	14	15	16	17
						
normal	normal	normal	normal	jammed	congestion	heavy congestion
18	19	20	21	22	23	24
						
congestion	normal	normal	normal	jammed	heavy congestion	heavy congestion
25	26	27	28	29	30	
						
normal	normal	normal	normal	jammed	congestion	



**normal**

It is relatively empty.



**jammed**

It takes time to enter and leave the parking lot.  
(Estimated time required to leave: about 30 minutes)



**congestion**



















































Parking lots and doorways are expected to be crowded.  
We recommend using public transportation. (Estimated time to departure: Approximately 1 hour)  
Parking lots and doorways are expected to be very crowded.



**heavy congestion**

Please use the public transportation. (Estimated time to departure: 2 hours or more)

**Congestion forecast by time zone**

	9:00	10:00	11:00	12:00	13:00	14:00	15:00	16:00	17:00	18:00
West Parking Lot										
Marine World Parking Lot (Aquarium Parking Lot)										
Wander World parking Lot										
Uminonakamichi Station Gate Parking Lot										
Light and Wind Ground Parking Lot										

 jammed  congestion  heavy congestion

- ※ Please be sure to follow the guidance signs and the guidance of security guards when crowded or full.
- ※ Congestion forecast is based on past situation data.
- ※ Please note that the situation will change depending on the weather on the day and the days before and after.
- ※ Please use the pre-payment machine in the park to alleviate traffic congestion when you leave the venue.