


























Uminonakamichi Seaside Park Parking Lot Congestion forecast calendar September

Sunday	Monday	Tuesday	Wednesday	Thursday	Friday	Saturday
	1	2	3	4	5	6
		Closed				
	normal		normal	normal	normal	jammed
7	8	9	10	11	12	13
		Closed				
jammed	normal		normal	normal	normal	jammed
14	15	16	17	18	19	20
		Closed				
congestion	jammed		normal	normal	normal	normal
21	22	23	24	25	26	27
			Closed			
jammed	normal	jammed		normal	normal	normal
28	29	30				
		Closed				
jammed	normal					



normal

It is relatively empty.



jammed

It takes time to enter and leave the parking lot.
(Estimated time required to leave: about 30 minutes)



congestion

Parking lots and doorways are expected to be crowded.
We recommend using public transportation. (Estimated time to departure:
Approximately 1 hour)



heavy
congestion

Parking lots and doorways are expected to be very crowded.
Please use the public transportation. (Estimated time to departure: 2 hours
or more)

- ※ Please be sure to follow the guidance signs and the guidance of security guards when crowded or full.
- ※ Congestion forecast is based on past situation data. Please note that the situation will change depending on the weather on the day and the days before and after.
- ※ Please use the pre-payment machine in the park to alleviate traffic congestion when you leave the venue.