











































Uminonakamichi Seaside Park Parking Lot Congestion forecast calendar

Monday	Tuesday	Wednesday	Thursday	Friday	Saturday	Sunday
4/11	12	13	14	15	16	17
 normal	 normal	 normal	 normal	 normal	 congestion	 heavy congestion
18	19	20	21	22	23	24
 normal	 normal	 normal	 normal	 normal	 congestion	 congestion
25	26	27	28	29	30	5/1
 normal	 normal	 normal	 normal	 congestion	 heavy congestion	 heavy congestion
2	3	4	5	6	7	8
 jammed	 heavy congestion	 heavy congestion	 heavy congestion	 jammed	 congestion	 congestion
9	10	11	12	13	14	15
 normal	 normal	 normal	 normal	 normal	 jammed	 congestion
16	17	18	19	20	21	22
 normal	 normal	 normal	 normal	 normal	 jammed	 congestion



normal It is relatively empty.



jammed It takes time to enter and leave the parking lot. (Estimated time required to leave: about 30 minutes)



congestion Parking lots and doorways are expected to be crowded. We recommend using public transportation. (Estimated time to departure: Approximately 1 hour)



heavy congestion Parking lots and doorways are expected to be very crowded. Please use the public transportation. (Estimated time to departure: 2 hours or more)

Congestion forecast by time zone

	9:00	10:00	11:00	12:00	13:00	14:00	15:00	16:00	17:00	18:00
West Parking Lot	green	green	yellow	red	red	red	yellow	green	green	green
Marine World Parking Lot (Aquarium Parking Lot)	green	yellow	red	red	red	yellow	green	green	green	green
Wander World parking Lot	green	yellow	red	red	red	yellow	green	green	green	green
Uminonakamichi Station Gate Parking Lot	green	yellow	red	red	red	yellow	green	green	green	green
Light and Wind Ground Parking Lot	green	green	yellow	red	red	yellow	green	green	green	green

■ jammed
 ■ congestion
 ■ heavy congestion

※ Please be sure to follow the guidance signs and the guidance of security guards when crowded or full.

※ Congestion forecast is based on past situation data.

※ Please note that the situation will change depending on the weather on the day and the days before and after.

※ Please use the pre-payment machine in the park to alleviate traffic congestion when you leave the venue.