
































Uminonakamichi Seaside Park Parking Lot Congestion forecast calendar May

Monday	Tuesday	Wednesday	Thursday	Friday	Saturday	Sunday
			1	2	3	4
						
			jammed	jammed	heavy congestion	heavy congestion
5	6	7	8	9	10	11
						
heavy congestion	congestion	normal	normal	normal	congestion	heavy congestion
12	13	14	15	16	17	18
						
normal	normal	normal	normal	normal	congestion	congestion
19	20	21	22	23	24	25
						
normal	normal	normal	normal	normal	jammed	jammed
26	27	28	29	30	31	
						
normal	normal	normal	normal	normal	jammed	



normal

It is relatively empty.



jammed

It takes time to enter and leave the parking lot.
(Estimated time required to leave: about 30 minutes)
























































congestion

Parking lots and doorways are expected to be crowded.
We recommend using public transportation. (Estimated time to departure: Approximately 1 hour)



heavy congestion

Parking lots and doorways are expected to be very crowded.
Please use the public transportation. (Estimated time to departure: 2 hours or more)

	9:00	10:00	11:00	12:00	13:00	14:00	15:00	16:00	17:00	18:00
West Parking Lot										
Marine World Parking Lot (Aquarium Parking Lot)										
Wander World parking Lot										
Uminonakamichi Station Gate Parking Lot										
Light and Wind Ground Parking Lot										
										
	jammed		congestion		heavy congestion					

※ Please be sure to follow the guidance signs and the guidance of security guards when crowded or full.

※ Congestion forecast is based on past situation data.

※ Please note that the situation will change depending on the weather on the day and the days before and after.

※ Please use the pre-payment machine in the park to alleviate traffic congestion when you leave the venue.