

Uminonakamichi Seaside Park Parking Lot Congestion forecast calendar March

Monday	Tuesday	Wednesday	Thursday	Friday	Saturday	Sunday
					1	2
						
					jammed	jammed
3	4	5	6	7	8	9
						
normal	normal	normal	normal	normal	normal	jammed
10	11	12	13	14	15	16
						
normal	normal	normal	normal	normal	normal	jammed
17	18	19	20	21	22	23
						
normal	normal	normal	normal	normal	congestion	congestion
24	25	26	27	28	29	30
						
normal	normal	normal	normal	normal	congestion	congestion
31						
						
jammed						



normal It is relatively empty.





















































jammed It takes time to enter and leave the parking lot.
(Estimated time required to leave: about 30 minutes)



congestion Parking lots and doorways are expected to be crowded.
We recommend using public transportation. (Estimated time to departure: Approximately 1 hour)



heavy congestion Parking lots and doorways are expected to be very crowded.
Please use the public transportation. (Estimated time to departure: 2 hours or more)

	9:00	10:00	11:00	12:00	13:00	14:00	15:00	16:00	17:00	18:00
West Parking Lot										
Marine World Parking Lot (Aquarium Parking Lot)										
Wander World parking Lot										
Uminonakamichi Station Gate Parking Lot										
Light and Wind Ground Parking Lot										

 jammed  congestion  heavy congestion

※ Please be sure to follow the guidance signs and the guidance of security guards when crowded or full.

※ Congestion forecast is based on past situation data.

※ Please note that the situation will change depending on the weather on the day and the days before and after.

※ Please use the pre-payment machine in the park to alleviate traffic congestion when you leave the venue.